

**Statistics**

	TOTAL	Election Day	Early Voting	Provisional
Precincts Complete	24 of 24	24	0	24
Registered Voters - Total	30,005			
Registered Voters - Democratic	14,550			
Registered Voters - Republican	4,983			
Registered Voters - Libertarian	157			
Registered Voters - Nonpartisan	10,315			
Ballots Cast - Total	6,916	1,386	5,509	21
Ballots Cast - Democratic	4,793	630	4,147	16
Ballots Cast - Republican	2,079	721	1,354	4
Ballots Cast - Libertarian	11	3	8	0
Ballots Cast - Nonpartisan	33	32	0	1
Voter Turnout - Total	23.05%			
Voter Turnout - Democratic	32.94%			
Voter Turnout - Republican	41.72%			
Voter Turnout - Libertarian	7.01%			
Voter Turnout - Nonpartisan	0.32%			

County of Santa Cruz, State of Arizona  
 Primary Election  
 August 2, 2022

OFFICIAL RESULTS  
 Summary Results Report

**DEM U.S. Senator**

Vote For 1

	TOTAL	VOTE %		Election Day	Early Voting	Provisional
KELLY, MARK	4,468	98.81%		533	3,922	13
Write-In Totals	54	1.19%		20	33	1
Write-In: Invalid Write-in	54	1.19%		20	33	1
Not Assigned	0	0.00%		0	0	0
<b>Total Votes Cast</b>	<b>4,522</b>	<b>100.00%</b>		<b>553</b>	<b>3,955</b>	<b>14</b>

**DEM U.S. Representative in Congress Dist. 7**

Vote For 1

	TOTAL	VOTE %		Election Day	Early Voting	Provisional
GRIJALVA, RAÚL	4,331	98.16%		509	3,809	13
Write-In Totals	81	1.84%		27	54	0
Write-In: Invalid Write-in	81	1.84%		27	54	0
Not Assigned	0	0.00%		0	0	0
<b>Total Votes Cast</b>	<b>4,412</b>	<b>100.00%</b>		<b>536</b>	<b>3,863</b>	<b>13</b>

**DEM Governor**

Vote For 1

	TOTAL	VOTE %		Election Day	Early Voting	Provisional
HOBBS, KATIE	2,019	42.99%		209	1,803	7
LIEBERMAN, AARON	223	4.75%		26	197	0
LOPEZ, MARCO	2,422	51.58%		363	2,050	9
Write-In Totals	32	0.68%		9	23	0
Write-In: Invalid Write-in	32	0.68%		9	23	0
Not Assigned	0	0.00%		0	0	0
<b>Total Votes Cast</b>	<b>4,696</b>	<b>100.00%</b>		<b>607</b>	<b>4,073</b>	<b>16</b>

**DEM State Senator Dist. 19**

Vote For 1

	TOTAL	VOTE %		Election Day	Early Voting	Provisional
Write-In Totals	24	100.00%		5	18	1
Write-In: Invalid Write-in	24	100.00%		5	18	1
Not Assigned	0	0.00%		0	0	0
<b>Total Votes Cast</b>	<b>24</b>	<b>100.00%</b>		<b>5</b>	<b>18</b>	<b>1</b>

**DEM State Senator Dist. 21**

Vote For 1

	TOTAL	VOTE %		Election Day	Early Voting	Provisional
GABALDÓN, ROSANNA	3,879	99.23%		468	3,402	9
Write-In Totals	30	0.77%		12	18	0
Write-In: Invalid Write-in	30	0.77%		12	18	0
Not Assigned	0	0.00%		0	0	0
<b>Total Votes Cast</b>	<b>3,909</b>	<b>100.00%</b>		<b>480</b>	<b>3,420</b>	<b>9</b>

**DEM State Representative Dist. 19**

Vote For 2

	TOTAL	VOTE %		Election Day	Early Voting	Provisional
CLARK, SANDA	468	98.53%		49	415	4
Write-In Totals	7	1.47%		1	6	0
Write-In: Invalid Write-in 1	6	1.26%		1	5	0
Write-In: Invalid Write-in 2	1	0.21%		0	1	0
Not Assigned	0	0.00%		0	0	0
<b>Total Votes Cast</b>	<b>475</b>	<b>100.00%</b>		<b>50</b>	<b>421</b>	<b>4</b>

**DEM State Representative Dist. 21**

Vote For 2

	TOTAL	VOTE %		Election Day	Early Voting	Provisional
HERNANDEZ, CONSUELO	3,096	53.71%		392	2,698	6
OYEBOLA, AKANNI "OYE"	1,010	17.52%		118	890	2
STAHL HAMILTON, STEPHANIE	1,633	28.33%		170	1,460	3
Write-In Totals	25	0.43%		9	16	0
Write-In: Invalid Write-in 1	20	0.35%		6	14	0
Write-In: Invalid Write-in 2	5	0.09%		3	2	0
Not Assigned	0	0.00%		0	0	0
<b>Total Votes Cast</b>	<b>5,764</b>	<b>100.00%</b>		<b>689</b>	<b>5,064</b>	<b>11</b>

**DEM Secretary of State**

Vote For 1

	TOTAL	VOTE %		Election Day	Early Voting	Provisional
BOLDING, REGINALD	1,202	26.70%		103	1,094	5
FONTES, ADRIAN	3,279	72.83%		462	2,808	9
Write-In Totals	21	0.47%		2	19	0
Write-In: Invalid Write-in	21	0.47%		2	19	0
Not Assigned	0	0.00%		0	0	0
<b>Total Votes Cast</b>	<b>4,502</b>	<b>100.00%</b>		<b>567</b>	<b>3,921</b>	<b>14</b>

**DEM Attorney General**

Vote For 1

	TOTAL	VOTE %		Election Day	Early Voting	Provisional
MAYES, KRIS	4,172	98.70%		490	3,671	11
Write-In Totals	55	1.30%		19	35	1
Write-In: Invalid Write-in	55	1.30%		19	35	1
Not Assigned	0	0.00%		0	0	0
<b>Total Votes Cast</b>	<b>4,227</b>	<b>100.00%</b>		<b>509</b>	<b>3,706</b>	<b>12</b>

**DEM State Treasurer**

Vote For 1

	TOTAL	VOTE %		Election Day	Early Voting	Provisional
QUEZADA, MARTÍN	4,273	99.30%		515	3,745	13
Write-In Totals	30	0.70%		5	25	0
Write-In: Invalid Write-in	30	0.70%		5	25	0
Not Assigned	0	0.00%		0	0	0
<b>Total Votes Cast</b>	<b>4,303</b>	<b>100.00%</b>		<b>520</b>	<b>3,770</b>	<b>13</b>

**DEM Superintendent of Public Instruction**

Vote For 1

	TOTAL	VOTE %		Election Day	Early Voting	Provisional
HOFFMAN, KATHY	4,244	98.86%		499	3,734	11
Write-In Totals	49	1.14%		14	33	2
Write-In: Invalid Write-in	49	1.14%		14	33	2
Not Assigned	0	0.00%		0	0	0
<b>Total Votes Cast</b>	<b>4,293</b>	<b>100.00%</b>		<b>513</b>	<b>3,767</b>	<b>13</b>

**DEM State Mine Inspector**

Vote For 1

	TOTAL	VOTE %		Election Day	Early Voting	Provisional
Write-In Totals	553	100.00%		68	481	4
Write-In: Invalid Write-in	553	100.00%		68	481	4
Not Assigned	0	0.00%		0	0	0
<b>Total Votes Cast</b>	<b>553</b>	<b>100.00%</b>		<b>68</b>	<b>481</b>	<b>4</b>

**DEM Corporation Commissioner**

Vote For 2

	TOTAL	VOTE %		Election Day	Early Voting	Provisional
KENNEDY, SANDRA	3,846	59.06%		458	3,378	10
KUBY, LAUREN	2,631	40.40%		251	2,373	7
Write-In Totals	35	0.54%		12	22	1
Write-In: Invalid Write-in 1	27	0.41%		11	15	1
Write-In: Invalid Write-in 2	8	0.12%		1	7	0
Not Assigned	0	0.00%		0	0	0
<b>Total Votes Cast</b>	<b>6,512</b>	<b>100.00%</b>		<b>721</b>	<b>5,773</b>	<b>18</b>

**DEM Clerk of the Superior Court**

Vote For 1

	TOTAL	VOTE %		Election Day	Early Voting	Provisional
GUZMAN, JUAN PABLO	4,400	99.26%		552	3,833	15
Write-In Totals	33	0.74%		10	23	0
Write-In: Invalid Write-in	33	0.74%		10	23	0
Not Assigned	0	0.00%		0	0	0
<b>Total Votes Cast</b>	<b>4,433</b>	<b>100.00%</b>		<b>562</b>	<b>3,856</b>	<b>15</b>

County of Santa Cruz, State of Arizona  
 Primary Election  
 August 2, 2022

OFFICIAL RESULTS  
 Summary Results Report

**DEM Justice of the Peace**

Vote For 1

	TOTAL	VOTE %		Election Day	Early Voting	Provisional
VELASQUEZ, EMILIO G.	4,320	99.47%		522	3,785	13
Write-In Totals	23	0.53%		9	14	0
Write-In: Invalid Write-in	23	0.53%		9	14	0
Not Assigned	0	0.00%		0	0	0
<b>Total Votes Cast</b>	<b>4,343</b>	<b>100.00%</b>		<b>531</b>	<b>3,799</b>	<b>13</b>

**DEM Constable**

Vote For 1

	TOTAL	VOTE %		Election Day	Early Voting	Provisional
Write-In Totals	755	100.00%		153	597	5
Write-In: Invalid Write-in	433	57.35%		60	372	1
Write-In: HUERTA, EDUARDO (EDDIE)	322	42.65%		93	225	4
Not Assigned	0	0.00%		0	0	0
<b>Total Votes Cast</b>	<b>755</b>	<b>100.00%</b>		<b>153</b>	<b>597</b>	<b>5</b>

**DEM Judge of the Superior Court Div. 1**

Vote For 1

	TOTAL	VOTE %		Election Day	Early Voting	Provisional
CASTILLO, JOSÉ LUIS	4,043	99.04%		472	3,559	12
Write-In Totals	39	0.96%		7	32	0
Write-In: Invalid Write-in	39	0.96%		7	32	0
Not Assigned	0	0.00%		0	0	0
<b>Total Votes Cast</b>	<b>4,082</b>	<b>100.00%</b>		<b>479</b>	<b>3,591</b>	<b>12</b>

**REP U.S. Senator**

Vote For 1

	TOTAL	VOTE %		Election Day	Early Voting	Provisional
BRNOVICH, MARK	363	17.99%		95	268	0
LAMON, JIM	509	25.22%		147	362	0
MASTERS, BLAKE	825	40.88%		342	480	3
MCGUIRE, MICHAEL "MICK"	227	11.25%		75	151	1
OLSON, JUSTIN	69	3.42%		25	44	0
Write-In Totals	25	1.24%		13	12	0
Write-In: Invalid Write-in	17	0.84%		6	11	0
Write-In: BERTONE, FRANK	4	0.20%		4	0	0
Write-In: BOZIC, DAVID SAMUEL	4	0.20%		3	1	0
Not Assigned	0	0.00%		0	0	0
<b>Total Votes Cast</b>	<b>2,018</b>	<b>100.00%</b>		<b>697</b>	<b>1,317</b>	<b>4</b>

County of Santa Cruz, State of Arizona  
 Primary Election  
 August 2, 2022

OFFICIAL RESULTS  
 Summary Results Report

**REP U.S. Representative in Congress Dist. 7**

Vote For 1

	TOTAL	VOTE %	Election Day	Early Voting	Provisional
BECKER, NINA "LA NINA"	499	27.36%	163	335	1
POZZOLO, LUIS	1,298	71.16%	477	818	3
Write-In Totals	27	1.48%	17	10	0
Write-In: REETZ, DAVID "RIZZO"	16	0.88%	13	3	0
Write-In: Invalid Write-in	11	0.60%	4	7	0
Not Assigned	0	0.00%	0	0	0
<b>Total Votes Cast</b>	<b>1,824</b>	<b>100.00%</b>	<b>657</b>	<b>1,163</b>	<b>4</b>

**REP Governor**

Vote For 1

	TOTAL	VOTE %	Election Day	Early Voting	Provisional
LAKE, KARI	1,001	48.85%	423	575	3
NEELY, SCOTT DAVID	103	5.03%	28	75	0
SALMON, MATT	80	3.90%	18	62	0
TAYLOR ROBSON, KARRIN	771	37.63%	221	550	0
TULLIANI-ZEN, PAOLA "Z."	70	3.42%	13	56	1
Write-In Totals	24	1.17%	10	14	0
Write-In: Invalid Write-in	19	0.93%	6	13	0
Write-In: ROLDAN, CARLOS	3	0.15%	2	1	0
Write-In: FINERD, PATRICK	1	0.05%	1	0	0
Write-In: SCHATZ, ALEX	1	0.05%	1	0	0
Not Assigned	0	0.00%	0	0	0
<b>Total Votes Cast</b>	<b>2,049</b>	<b>100.00%</b>	<b>713</b>	<b>1,332</b>	<b>4</b>

**REP State Senator Dist. 19**

Vote For 1

	TOTAL	VOTE %	Election Day	Early Voting	Provisional
GOWAN, DAVID	468	98.53%	176	290	2
Write-In Totals	7	1.47%	3	4	0
Write-In: Invalid Write-in	7	1.47%	3	4	0
Not Assigned	0	0.00%	0	0	0
<b>Total Votes Cast</b>	<b>475</b>	<b>100.00%</b>	<b>179</b>	<b>294</b>	<b>2</b>

**REP State Senator Dist. 21**

Vote For 1

	TOTAL	VOTE %	Election Day	Early Voting	Provisional
Write-In Totals	366	100.00%	158	208	0
Write-In: CLEVELAND, JIM	195	53.28%	105	90	0
Write-In: Invalid Write-in	171	46.72%	53	118	0
Not Assigned	0	0.00%	0	0	0
<b>Total Votes Cast</b>	<b>366</b>	<b>100.00%</b>	<b>158</b>	<b>208</b>	<b>0</b>

**REP State Representative Dist. 19**

Vote For 2

	TOTAL	VOTE %	Election Day	Early Voting	Provisional
DIAZ, LUPE	305	42.19%	110	193	2
GRIFFIN, GAIL	412	56.98%	154	256	2
Write-In Totals	6	0.83%	1	5	0
Write-In: Invalid Write-in 1	5	0.69%	1	4	0
Write-In: Invalid Write-in 2	1	0.14%	0	1	0
Not Assigned	0	0.00%	0	0	0
<b>Total Votes Cast</b>	<b>723</b>	<b>100.00%</b>	<b>265</b>	<b>454</b>	<b>4</b>

**REP State Representative Dist. 21**

Vote For 2

	TOTAL	VOTE %	Election Day	Early Voting	Provisional
Write-In Totals	602	100.00%	255	347	0
Write-In: MCEWEN, DEBORAH	238	39.53%	109	129	0
Write-In: KENNEDY, DAMIEN	210	34.88%	106	104	0
Write-In: Invalid Write-in 1	116	19.27%	31	85	0
Write-In: Invalid Write-in 2	38	6.31%	9	29	0
Not Assigned	0	0.00%	0	0	0
<b>Total Votes Cast</b>	<b>602</b>	<b>100.00%</b>	<b>255</b>	<b>347</b>	<b>0</b>

**REP Secretary of State**

Vote For 1

	TOTAL	VOTE %	Election Day	Early Voting	Provisional
BOLICK, SHAWNNA	355	18.37%	111	244	0
FINCHEM, MARK	911	47.13%	363	545	3
LANE, BEAU	389	20.12%	109	280	0
UGENTI-RITA, MICHELLE	261	13.50%	71	189	1
Write-In Totals	17	0.88%	5	12	0
Write-In: Invalid Write-in	17	0.88%	5	12	0
Not Assigned	0	0.00%	0	0	0
<b>Total Votes Cast</b>	<b>1,933</b>	<b>100.00%</b>	<b>659</b>	<b>1,270</b>	<b>4</b>

**REP Attorney General**

Vote For 1

	TOTAL	VOTE %	Election Day	Early Voting	Provisional
COOPER, LACY	186	9.46%	59	126	1
GLASSMAN, RODNEY	540	27.47%	197	342	1
GOULD, ANDREW	274	13.94%	65	209	0
GROVE, DAWN	134	6.82%	40	94	0
HAMADEH, ABRAHAM "ABE"	707	35.96%	273	433	1
SHEDD, TIFFANY	107	5.44%	40	66	1
Write-In Totals	18	0.92%	7	11	0
Write-In: Invalid Write-in	18	0.92%	7	11	0
Not Assigned	0	0.00%	0	0	0
<b>Total Votes Cast</b>	<b>1,966</b>	<b>100.00%</b>	<b>681</b>	<b>1,281</b>	<b>4</b>

County of Santa Cruz, State of Arizona  
 Primary Election  
 August 2, 2022

OFFICIAL RESULTS  
 Summary Results Report

**REP State Treasurer**

Vote For 1

	TOTAL	VOTE %	Election Day	Early Voting	Provisional
LETTIERI, ROBERT "BOB"	363	19.38%	138	224	1
WENINGER, JEFF	455	24.29%	165	288	2
YEE, KIMBERLY	1,042	55.63%	339	702	1
Write-In Totals	13	0.69%	3	10	0
Write-In: Invalid Write-in	13	0.69%	3	10	0
Not Assigned	0	0.00%	0	0	0
<b>Total Votes Cast</b>	<b>1,873</b>	<b>100.00%</b>	<b>645</b>	<b>1,224</b>	<b>4</b>

**REP Superintendent of Public Instruction**

Vote For 1

	TOTAL	VOTE %	Election Day	Early Voting	Provisional
HORNE, TOM	809	41.55%	280	529	0
SAPIR, SHIRY	734	37.70%	278	454	2
UDALL, MICHELLE	394	20.24%	113	280	1
Write-In Totals	10	0.51%	3	7	0
Write-In: Invalid Write-in	8	0.41%	3	5	0
Write-In: WOODS, KARA	2	0.10%	0	2	0
Not Assigned	0	0.00%	0	0	0
<b>Total Votes Cast</b>	<b>1,947</b>	<b>100.00%</b>	<b>674</b>	<b>1,270</b>	<b>3</b>

**REP State Mine Inspector**

Vote For 1

	TOTAL	VOTE %	Election Day	Early Voting	Provisional
MARSH, PAUL	1,655	99.34%	568	1,084	3
Write-In Totals	11	0.66%	6	5	0
Write-In: Invalid Write-in	11	0.66%	6	5	0
Not Assigned	0	0.00%	0	0	0
<b>Total Votes Cast</b>	<b>1,666</b>	<b>100.00%</b>	<b>574</b>	<b>1,089</b>	<b>3</b>

**REP Corporation Commissioner**

Vote For 2

	TOTAL	VOTE %	Election Day	Early Voting	Provisional
MYERS, NICHOLAS "NICK"	910	34.42%	333	574	3
OWENS, KIM	701	26.51%	203	496	2
THOMPSON, KEVIN	1,004	37.97%	346	658	0
Write-In Totals	29	1.10%	13	16	0
Write-In: Invalid Write-in 1	23	0.87%	11	12	0
Write-In: Invalid Write-in 2	6	0.23%	2	4	0
Not Assigned	0	0.00%	0	0	0
<b>Total Votes Cast</b>	<b>2,644</b>	<b>100.00%</b>	<b>895</b>	<b>1,744</b>	<b>5</b>







County of Santa Cruz, State of Arizona  
 Primary Election  
 August 2, 2022

OFFICIAL RESULTS  
 Summary Results Report





**REP Clerk of the Superior Court**

Vote For 1

	TOTAL	VOTE %		Election Day	Early Voting	Provisional
Write-In Totals	125	100.00%		38	87	0
Write-In: Invalid Write-in	125	100.00%		38	87	0
Not Assigned	0	0.00%		0	0	0
<b>Total Votes Cast</b>	<b>125</b>	<b>100.00%</b>		<b>38</b>	<b>87</b>	<b>0</b>





**REP Justice of the Peace**

Vote For 1

	TOTAL	VOTE %		Election Day	Early Voting	Provisional
Write-In Totals	148	100.00%		54	94	0
Write-In: Invalid Write-in	148	100.00%		54	94	0
Not Assigned	0	0.00%		0	0	0
<b>Total Votes Cast</b>	<b>148</b>	<b>100.00%</b>		<b>54</b>	<b>94</b>	<b>0</b>

**REP Constable**

Vote For 1

	TOTAL	VOTE %		Election Day	Early Voting	Provisional
Write-In Totals	174	100.00%		66	108	0
Write-In: Invalid Write-in	174	100.00%		66	108	0
Not Assigned	0	0.00%		0	0	0
<b>Total Votes Cast</b>	<b>174</b>	<b>100.00%</b>		<b>66</b>	<b>108</b>	<b>0</b>





**REP Precinct Committeeman Calabasas 17**

Vote For 5

	TOTAL	VOTE %		Election Day	Early Voting	Provisional
Write-In Totals	0			0	0	0
Not Assigned	0			0	0	0
<b>Total Votes Cast</b>	<b>0</b>			<b>0</b>	<b>0</b>	<b>0</b>






**REP Judge of the Superior Court Div. 1**

Vote For 1

	TOTAL	VOTE %		Election Day	Early Voting	Provisional
Write-In Totals	149	100.00%		45	104	0
Write-In: Invalid Write-in	149	100.00%		45	104	0
Not Assigned	0	0.00%		0	0	0
<b>Total Votes Cast</b>	<b>149</b>	<b>100.00%</b>		<b>45</b>	<b>104</b>	<b>0</b>





**LBT U.S. Senator**

Vote For 1

	TOTAL	VOTE %		Election Day	Early Voting	Provisional
VICTOR, MARC J.	7	77.78%		0	7	0
Write-In Totals	2	22.22%		1	1	0
Write-In: Invalid Write-in	2	22.22%		1	1	0
Not Assigned	0	0.00%		0	0	0
<b>Total Votes Cast</b>	<b>9</b>	<b>100.00%</b>		<b>1</b>	<b>8</b>	<b>0</b>






**LBT U.S. Representative in Congress Dist. 7**

Vote For 1

	TOTAL	VOTE %		Election Day	Early Voting	Provisional
Write-In Totals	4	100.00%		1	3	0
Write-In: Invalid Write-in	4	100.00%		1	3	0
Not Assigned	0	0.00%		0	0	0
<b>Total Votes Cast</b>	<b>4</b>	<b>100.00%</b>		<b>1</b>	<b>3</b>	<b>0</b>





**LBT Governor**

Vote For 1

	TOTAL	VOTE %		Election Day	Early Voting	Provisional
Write-In Totals	5	100.00%		1	4	0
Write-In: Invalid Write-in	4	80.00%		1	3	0
Write-In: HESS, BARRY	1	20.00%		0	1	0
Not Assigned	0	0.00%		0	0	0
<b>Total Votes Cast</b>	<b>5</b>	<b>100.00%</b>		<b>1</b>	<b>4</b>	<b>0</b>





**LBT State Senator Dist. 19**

Vote For 1

	TOTAL	VOTE %		Election Day	Early Voting	Provisional
Write-In Totals	1	100.00%		0	1	0
Write-In: Invalid Write-in	1	100.00%		0	1	0
Not Assigned	0	0.00%		0	0	0
<b>Total Votes Cast</b>	<b>1</b>	<b>100.00%</b>		<b>0</b>	<b>1</b>	<b>0</b>






**LBT State Senator Dist. 21**

Vote For 1

	TOTAL	VOTE %		Election Day	Early Voting	Provisional
Write-In Totals	3	100.00%		1	2	0
Write-In: Invalid Write-in	3	100.00%		1	2	0
Not Assigned	0	0.00%		0	0	0
<b>Total Votes Cast</b>	<b>3</b>	<b>100.00%</b>		<b>1</b>	<b>2</b>	<b>0</b>






**LBT State Representative Dist. 19**

Vote For 2

	TOTAL	VOTE %		Election Day	Early Voting	Provisional
Write-In Totals	2	100.00%		0	2	0
Write-In: Invalid Write-in 1	1	50.00%		0	1	0
Write-In: Invalid Write-in 2	1	50.00%		0	1	0
Not Assigned	0	0.00%		0	0	0
<b>Total Votes Cast</b>	<b>2</b>	<b>100.00%</b>		<b>0</b>	<b>2</b>	<b>0</b>





**LBT State Representative Dist. 21**

Vote For 2

	TOTAL	VOTE %		Election Day	Early Voting	Provisional
Write-In Totals	5	100.00%		2	3	0
Write-In: Invalid Write-in 1	3	60.00%		1	2	0
Write-In: Invalid Write-in 2	2	40.00%		1	1	0
Not Assigned	0	0.00%		0	0	0
<b>Total Votes Cast</b>	<b>5</b>	<b>100.00%</b>		<b>2</b>	<b>3</b>	<b>0</b>






**LBT Secretary of State**

Vote For 1

	TOTAL	VOTE %		Election Day	Early Voting	Provisional
Write-In Totals	4	100.00%		1	3	0
Write-In: Invalid Write-in	4	100.00%		1	3	0
Not Assigned	0	0.00%		0	0	0
<b>Total Votes Cast</b>	<b>4</b>	<b>100.00%</b>		<b>1</b>	<b>3</b>	<b>0</b>





**LBT Attorney General**

Vote For 1

	TOTAL	VOTE %		Election Day	Early Voting	Provisional
Write-In Totals	5	100.00%		1	4	0
Write-In: Invalid Write-in	4	80.00%		1	3	0
Write-In: KIELSKY, MICHAEL	1	20.00%		0	1	0
Not Assigned	0	0.00%		0	0	0
<b>Total Votes Cast</b>	<b>5</b>	<b>100.00%</b>		<b>1</b>	<b>4</b>	<b>0</b>






**LBT State Treasurer**

Vote For 1

	TOTAL	VOTE %		Election Day	Early Voting	Provisional
Write-In Totals	4	100.00%		1	3	0
Write-In: Invalid Write-in	4	100.00%		1	3	0
Not Assigned	0	0.00%		0	0	0
<b>Total Votes Cast</b>	<b>4</b>	<b>100.00%</b>		<b>1</b>	<b>3</b>	<b>0</b>

**LBT Superintendent of Public Instruction**

Vote For 1

	TOTAL	VOTE %		Election Day	Early Voting	Provisional
Write-In Totals	5	100.00%		1	4	0
Write-In: Invalid Write-in	4	80.00%		1	3	0
Write-In: REID-SHAVER, SHEILA	1	20.00%		0	1	0
Not Assigned	0	0.00%		0	0	0
<b>Total Votes Cast</b>	<b>5</b>	<b>100.00%</b>		<b>1</b>	<b>4</b>	<b>0</b>

County of Santa Cruz, State of Arizona  
 Primary Election  
 August 2, 2022

OFFICIAL RESULTS  
 Summary Results Report

**LBT State Mine Inspector**

Vote For 1

	TOTAL	VOTE %		Election Day	Early Voting	Provisional
Write-In Totals	4	100.00%	<div style="width: 100%; height: 10px; background-color: #ffc107;"></div>	1	3	0
Write-In: Invalid Write-in	4	100.00%	<div style="width: 100%; height: 10px; background-color: #ffc107;"></div>	1	3	0
Not Assigned	0	0.00%	<div style="width: 0%; height: 10px; background-color: #6c757d;"></div>	0	0	0
<b>Total Votes Cast</b>	<b>4</b>	<b>100.00%</b>	<div style="width: 100%; height: 10px; background-color: #ffc107;"></div>	<b>1</b>	<b>3</b>	<b>0</b>

**LBT Corporation Commissioner**

Vote For 2

	TOTAL	VOTE %		Election Day	Early Voting	Provisional
Write-In Totals	8	100.00%	<div style="width: 100%; height: 10px; background-color: #ffc107;"></div>	2	6	0
Write-In: Invalid Write-in 1	4	50.00%	<div style="width: 50%; height: 10px; background-color: #ffc107;"></div>	1	3	0
Write-In: Invalid Write-in 2	4	50.00%	<div style="width: 50%; height: 10px; background-color: #ffc107;"></div>	1	3	0
Not Assigned	0	0.00%	<div style="width: 0%; height: 10px; background-color: #6c757d;"></div>	0	0	0
<b>Total Votes Cast</b>	<b>8</b>	<b>100.00%</b>	<div style="width: 100%; height: 10px; background-color: #ffc107;"></div>	<b>2</b>	<b>6</b>	<b>0</b>

**Mayor City of Nogales**

Vote For 1

	TOTAL	VOTE %		Election Day	Early Voting	Provisional
GARINO, ARTURO	828	38.49%	<div style="width: 38.49%; height: 10px; background-color: #ffc107;"></div>	128	698	2
MALDONADO, JORGE	1,156	53.74%	<div style="width: 53.74%; height: 10px; background-color: #ffc107;"></div>	248	906	2
Write-In Totals	167	7.76%	<div style="width: 7.76%; height: 10px; background-color: #ffc107;"></div>	58	109	0
Write-In: LELLA, PETER	151	7.02%	<div style="width: 7.02%; height: 10px; background-color: #ffc107;"></div>	56	95	0
Write-In: Invalid Write-in	16	0.74%	<div style="width: 0.74%; height: 10px; background-color: #ffc107;"></div>	2	14	0
Not Assigned	0	0.00%	<div style="width: 0%; height: 10px; background-color: #6c757d;"></div>	0	0	0
<b>Total Votes Cast</b>	<b>2,151</b>	<b>100.00%</b>	<div style="width: 100%; height: 10px; background-color: #ffc107;"></div>	<b>434</b>	<b>1,713</b>	<b>4</b>

**Council Member City of Nogales**

Vote For 3

	TOTAL	VOTE %		Election Day	Early Voting	Provisional
AGOSTTINI, JOSE "JOE"	708	12.99%	<div style="width: 12.99%; height: 10px; background-color: #ffc107;"></div>	133	573	2
BOJORQUEZ, HECTOR	1,061	19.47%	<div style="width: 19.47%; height: 10px; background-color: #ffc107;"></div>	206	854	1
DIAZ, JOSE "JOE"	919	16.86%	<div style="width: 16.86%; height: 10px; background-color: #ffc107;"></div>	174	744	1
DOYLE, JOHN	816	14.97%	<div style="width: 14.97%; height: 10px; background-color: #ffc107;"></div>	179	636	1
GONZALEZ, VICENTE	590	10.83%	<div style="width: 10.83%; height: 10px; background-color: #ffc107;"></div>	110	479	1
MELENDEZ LOPEZ, ESTHER	869	15.94%	<div style="width: 15.94%; height: 10px; background-color: #ffc107;"></div>	152	714	3
MELENDEZ, MIKE	467	8.57%	<div style="width: 8.57%; height: 10px; background-color: #ffc107;"></div>	95	371	1
Write-In Totals	20	0.37%	<div style="width: 0.37%; height: 10px; background-color: #ffc107;"></div>	4	16	0
Write-In: Invalid Write-in 1	16	0.29%	<div style="width: 0.29%; height: 10px; background-color: #ffc107;"></div>	3	13	0
Write-In: Invalid Write-in 2	3	0.06%	<div style="width: 0.06%; height: 10px; background-color: #ffc107;"></div>	1	2	0
Write-In: Invalid Write-in 3	1	0.02%	<div style="width: 0.02%; height: 10px; background-color: #ffc107;"></div>	0	1	0
Not Assigned	0	0.00%	<div style="width: 0%; height: 10px; background-color: #6c757d;"></div>	0	0	0
<b>Total Votes Cast</b>	<b>5,450</b>	<b>100.00%</b>	<div style="width: 100%; height: 10px; background-color: #ffc107;"></div>	<b>1,053</b>	<b>4,387</b>	<b>10</b>